




AK 2029
LANDING GEAR WASH

The perfect wash for landing gear parts. Just shake well before use and you can apply it directly to your model to create depth in the details. This is an enamel product and can be dissolved using our white spirit or ODORLESS TURPENTINE. We recommend that this product is applied to surfaces that have been painted or varnished with acrylic paint.



Apply the product with a round brush over the desired surface.




Make sure the wash reaches all the desired areas and let it dry for several minutes.




With a flat brush dampened with white spirit remove the excess wash to create shadows and depth in and around details. Repeat until you are satisfied with the result.



Without a wash the parts look rather dull and uninteresting.



Even a light wash will change the look dramatically as it will bring out the details and creates depth.



Compare the differences of this landing gear before and after the wash is applied. The results is quite obvious.



Combined with other products from the Air Series the possibilities are almost unlimited. But study well your reference material in order to create the most realistic results.





AK 2031
LANDING GEAR DUST

This is an enamel product to recreate natural dust effects on landing gear and tires. Simply apply it to your aircraft wheels or landing gear to achieve the most realistic effect possible.



Apply the product over the areas where the dust is more likely to concentrate.

Don't hesitate to apply the dust effect as you can soften the effect with a flat brush moistened with white spirit after the paints has dried for several minutes.

Repeat the process until you are satisfied with the results.



Remember to let the paint dry for several minutes so it can set itself in all crevices and around details.

The final results are amazing...

Combined with other products from the Air Series the possibilities are almost unlimited. But study well your reference material in order to create the most realistic results.





AK 2032
SHAFTS AND BEARINGS
GREASE

Designed to make any grease effects on a model both aircraft and vehicles. With this product you can manipulate the effect after it has been painted on until you achieve a realistic result.




It's an enamel based product so it can be used in combination with other enamels and thinned or cleaned with white spirit.



Apply the product straight from the bottle with a fine pointed brush in areas where grease would accumulate.

With a brush moistened with white spirit you can blend in the paint to soften the effect. Study very well your references to know where the grease would build up.

You can work on the effect until satisfied with the result. Or you can work in layers to increase the effects.



The results can be extremely realistic and along with the other effects it will give your model an ultra realistic appearance.



Combined with other products from the Air Series the possibilities are almost unlimited. But study well your reference material in order to create the most realistic results.